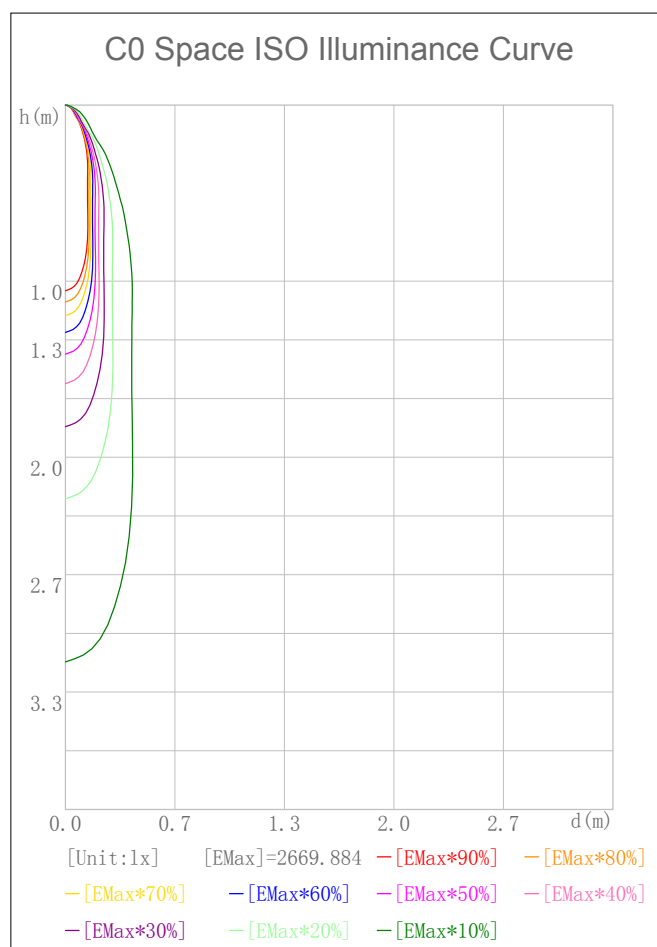
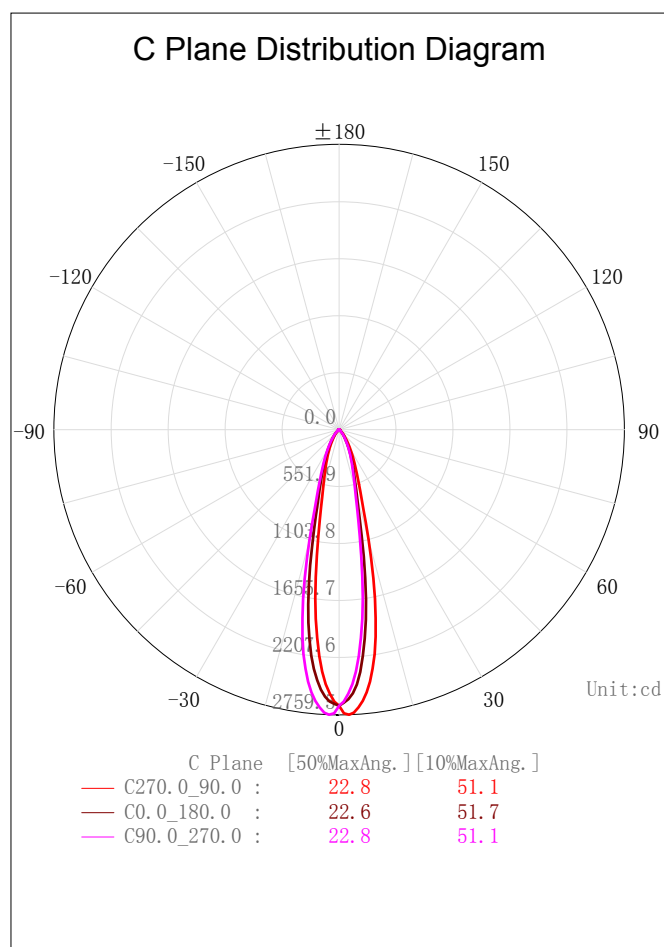


Description Information

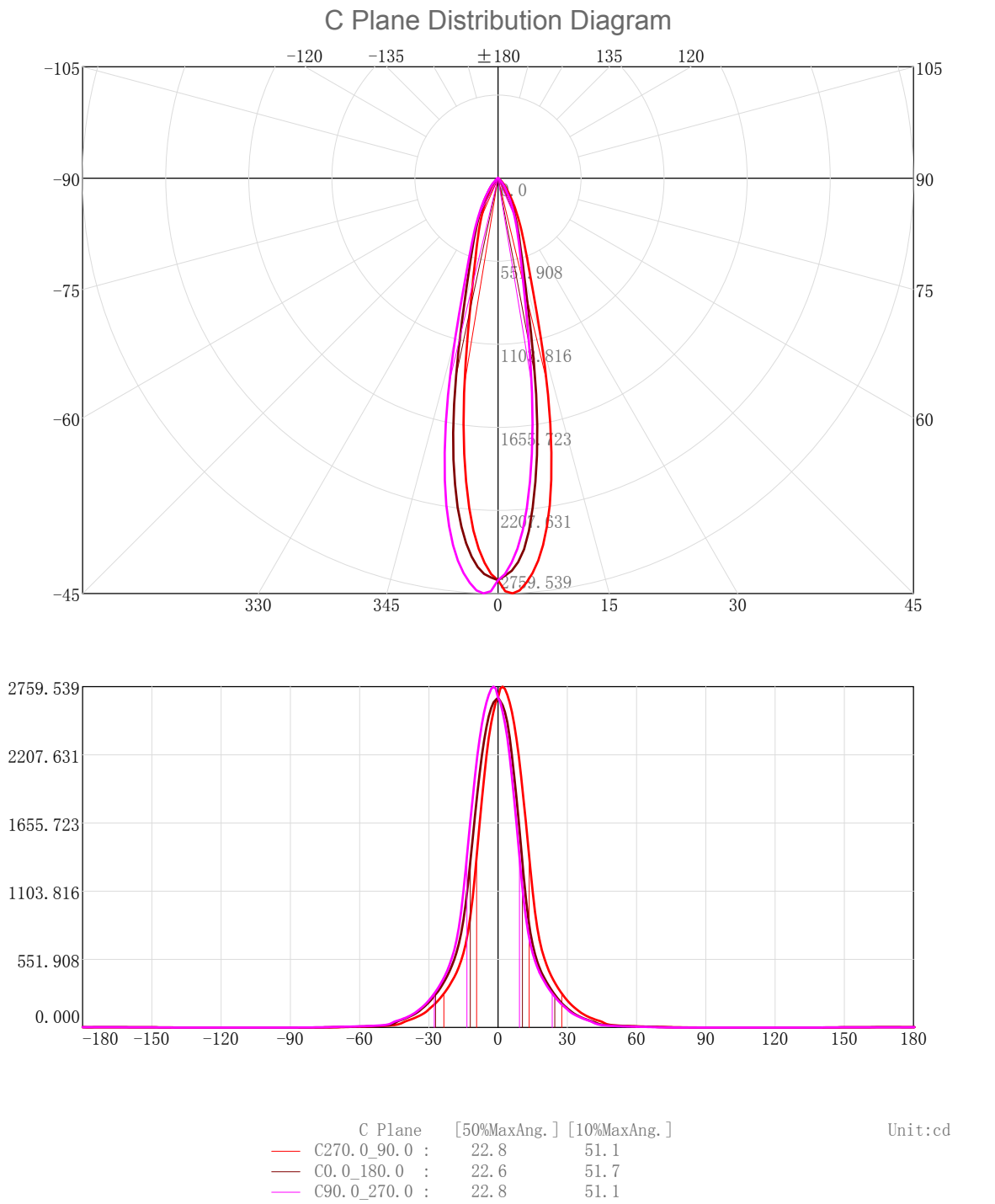
Luminary Name:TR09-09-XX-04 2700K RA90 24D		Lum. Catalog:	Test ID: 01
Lamp Name:		Lamp Catalog: LED	Test Date: 2021/11/16
Manufacture: Shenzhen Norming Lighting Co., Ltd		Shld.Ang(°):	Test Machine:GON-2000
Test Lab: Quality Deparment		Frequency(Hz):	Lamp CCT(K): Ra:
Lum.Size(W*L*H):0.038m*0.038m*0.000m		Lum.Area(m2):0.001	Lum.W(kg): 0.000
Test System: C, γ	Test Step: C=90.0 γ=1.0	Temp.(℃): 25	Humidity(%): 50.0

Lamp Speciality Parameter	Luminaire Speciality Parameter	
Rated Flux(lm): 692.360	Luminary Flux(lm): 692.357	Field Angle(10%Imax): 51.1(°)
Rated Power(W):	Luminary Efficiency: 100.00%	Down Lumens&Percent: 689.456lm 99.58%
Rated Voltage(V):	Luminary EER(lm/W): 78.347	Up Lumens&Percent: 2.901lm 0.42%
Tested Power(W): 8.837	Max. Candela(cd): 2759.539	S/MH: C0_a180=0.386 C90_270=0.397
Lamps' Inside: 1	Max Cand@Ang. (°): C=270.0 γ=2.0	CIE Type: Semi-Direct
Tested Electrics(V, A, pf):240.8, 0.040, 0.900	Beam Angle(50%Imax): 22.8(°)	ErP φuse(90°): 649.002lm
Lamp Size(W*L*H):0.038m*-0.038m*0.000m	Left=-9.3° , Right=13.5°	IRF(%) : 898.133



2D Plane Light Intensity Distribution Curve

Lum. Name:TR09-09-XX-04 2700K RA90 24D	Lum. Catalog:	Test ID:01
Lamp Name:	Lamp Catalog:LED	Test Lab:Quality Deparment
Manufacture:Shenzhen Norming Lighting Co., Ltd	Test Machine:GON-2000	Test Date:2021/11/16



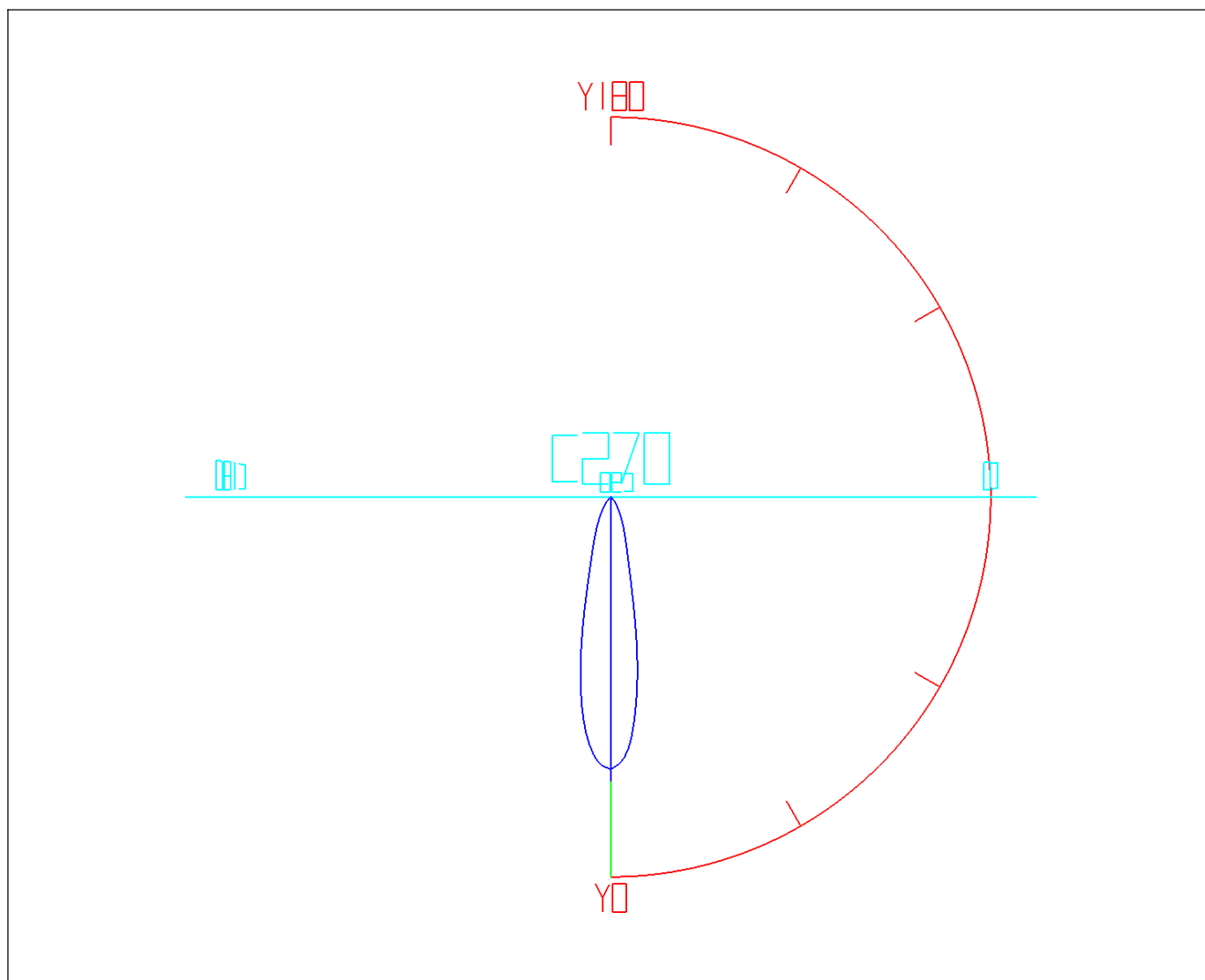
IES Indoor Report

Photometric Filename:TR09-09-XX-04 2700K RA90 24D.IES

3D Light Intensity Distribution Modal

Lum. Name: TR09-09-XX-04 2700K RA90 24D	Lum. Catalog:	Test ID: 01
Lamp Name:	Lamp Catalog: LED	Test Lab: Quality Department
Manufacture: Shenzhen Norming Lighting Co., Ltd	Test Machine:GON-2000	Test Date: 2021/11/16

3D Light Intensity Distribution Modal



Curves: 3D Model — Fixture — Vert. HUD — Hori. HUD —
View Angles: Orient:0 Tilt:0 Roll:0 Spin:0

IES Indoor Report

Photometric Filename:TR09-09-XX-04 2700K RA90 24D.IES

Zonal Flux Tabulation

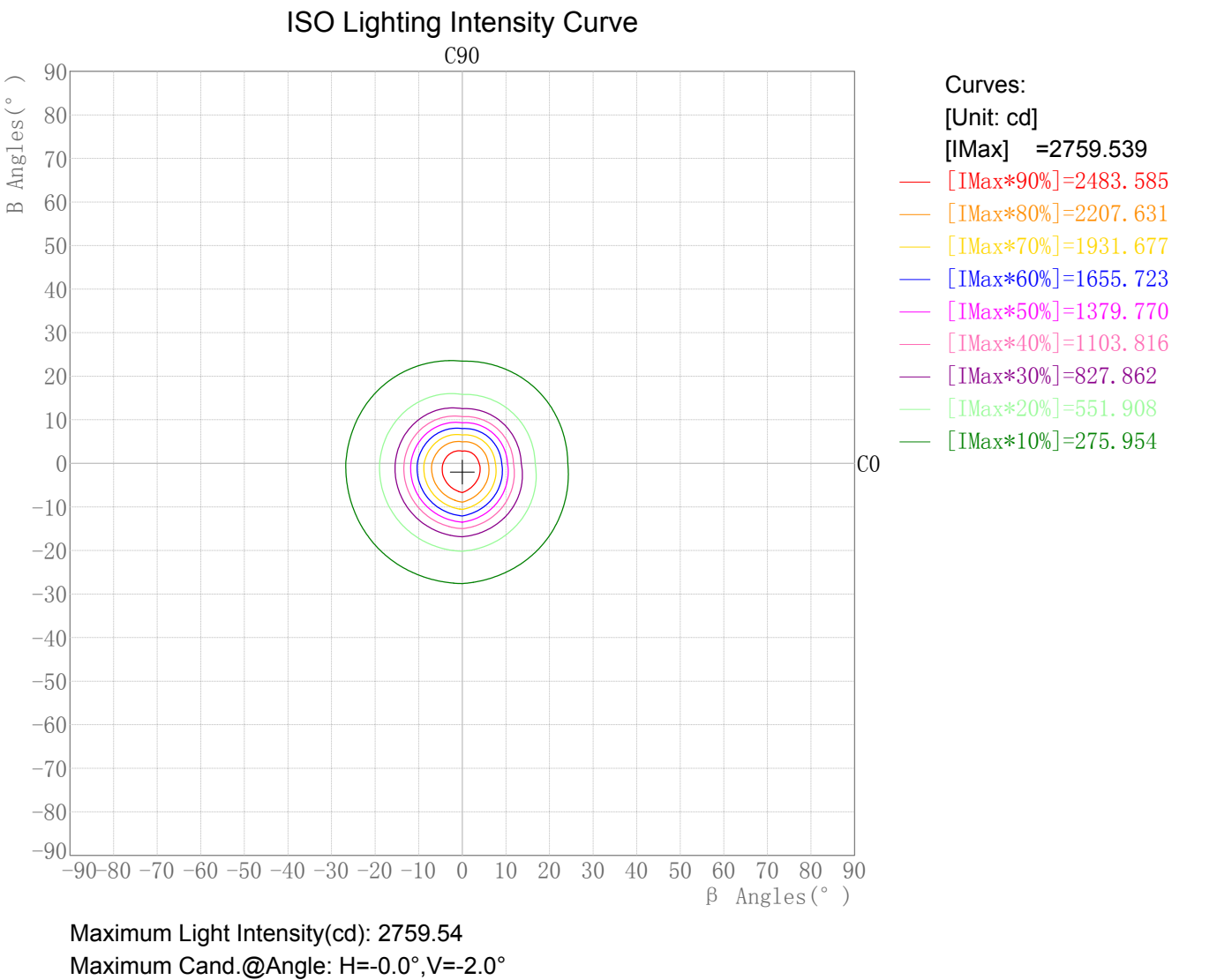
Zone(γ)	Zone Flux (lm)	Sums Flux (lm)	Zone%Lamp	Sums%Lamp	Zone(γ)	Zone Flux (lm)	Sums Flux (lm)	Zone%Lamp	Sums%Lamp
0.0-1.0	2.55	2.55	0.37	0.37	47.0-48.0	1.64	667.68	0.24	96.44
1.0-2.0	7.62	10.17	1.10	1.47	48.0-49.0	1.48	669.16	0.21	96.65
2.0-3.0	12.50	22.67	1.81	3.27	49.0-50.0	1.37	670.54	0.20	96.85
3.0-4.0	17.05	39.72	2.46	5.74	50.0-51.0	1.29	671.83	0.19	97.03
4.0-5.0	21.13	60.84	3.05	8.79	51.0-52.0	1.22	673.05	0.18	97.21
5.0-6.0	24.60	85.44	3.55	12.34	52.0-53.0	1.16	674.21	0.17	97.38
6.0-7.0	27.38	112.82	3.95	16.29	53.0-54.0	1.10	675.30	0.16	97.54
7.0-8.0	29.40	142.22	4.25	20.54	54.0-55.0	1.04	676.35	0.15	97.69
8.0-9.0	30.57	172.79	4.42	24.96	55.0-56.0	0.99	677.34	0.14	97.83
9.0-10.0	30.86	203.65	4.46	29.41	56.0-57.0	0.95	678.29	0.14	97.97
10.0-11.0	30.31	233.96	4.38	33.79	57.0-58.0	0.91	679.20	0.13	98.10
11.0-12.0	29.10	263.06	4.20	37.99	58.0-59.0	0.87	680.07	0.13	98.22
12.0-13.0	27.49	290.55	3.97	41.97	59.0-60.0	0.83	680.89	0.12	98.34
13.0-14.0	25.71	316.26	3.71	45.68	60.0-61.0	0.79	681.68	0.11	98.46
14.0-15.0	23.93	340.19	3.46	49.13	61.0-62.0	0.75	682.43	0.11	98.57
15.0-16.0	22.27	362.46	3.22	52.35	62.0-63.0	0.71	683.14	0.10	98.67
16.0-17.0	20.81	383.27	3.01	55.36	63.0-64.0	0.67	683.81	0.10	98.76
17.0-18.0	19.59	402.86	2.83	58.19	64.0-65.0	0.64	684.45	0.09	98.86
18.0-19.0	18.57	421.43	2.68	60.87	65.0-66.0	0.61	685.06	0.09	98.95
19.0-20.0	17.67	439.10	2.55	63.42	66.0-67.0	0.57	685.63	0.08	99.03
20.0-21.0	16.86	455.97	2.44	65.86	67.0-68.0	0.53	686.16	0.08	99.10
21.0-22.0	16.10	472.07	2.33	68.18	68.0-69.0	0.48	686.64	0.07	99.17
22.0-23.0	15.36	487.42	2.22	70.40	69.0-70.0	0.43	687.06	0.06	99.24
23.0-24.0	14.64	502.06	2.11	72.51	70.0-71.0	0.37	687.44	0.05	99.29
24.0-25.0	13.91	515.97	2.01	74.52	71.0-72.0	0.32	687.76	0.05	99.34
25.0-26.0	13.17	529.14	1.90	76.43	72.0-73.0	0.28	688.04	0.04	99.38
26.0-27.0	12.43	541.58	1.80	78.22	73.0-74.0	0.24	688.28	0.03	99.41
27.0-28.0	11.71	553.28	1.69	79.91	74.0-75.0	0.20	688.48	0.03	99.44
28.0-29.0	11.00	564.28	1.59	81.50	75.0-76.0	0.18	688.66	0.03	99.46
29.0-30.0	10.31	574.59	1.49	82.99	76.0-77.0	0.15	688.81	0.02	99.49
30.0-31.0	9.61	584.20	1.39	84.38	77.0-78.0	0.13	688.93	0.02	99.50
31.0-32.0	8.92	593.13	1.29	85.67	78.0-79.0	0.11	689.04	0.02	99.52
32.0-33.0	8.28	601.40	1.20	86.86	79.0-80.0	0.09	689.13	0.01	99.53
33.0-34.0	7.67	609.08	1.11	87.97	80.0-81.0	0.07	689.20	0.01	99.54
34.0-35.0	7.10	616.17	1.03	89.00	81.0-82.0	0.06	689.27	0.01	99.55
35.0-36.0	6.56	622.74	0.95	89.94	82.0-83.0	0.05	689.32	0.01	99.56
36.0-37.0	6.07	628.81	0.88	90.82	83.0-84.0	0.04	689.36	0.01	99.57
37.0-38.0	5.62	634.43	0.81	91.63	84.0-85.0	0.03	689.39	0.00	99.57
38.0-39.0	5.20	639.63	0.75	92.38	85.0-86.0	0.02	689.41	0.00	99.57
39.0-40.0	4.80	644.43	0.69	93.08	86.0-87.0	0.02	689.43	0.00	99.58
40.0-41.0	4.39	648.82	0.63	93.71	87.0-88.0	0.01	689.44	0.00	99.58
41.0-42.0	3.95	652.77	0.57	94.28	88.0-89.0	0.01	689.45	0.00	99.58
42.0-43.0	3.49	656.26	0.50	94.79	89.0-90.0	0.01	689.46	0.00	99.58
43.0-44.0	3.05	659.31	0.44	95.23	90.0-91.0	0.00	689.46	0.00	99.58
44.0-45.0	2.63	661.94	0.38	95.61	91.0-92.0	0.00	689.46	0.00	99.58
45.0-46.0	2.23	664.17	0.32	95.93	92.0-93.0	0.00	689.46	0.00	99.58
46.0-47.0	1.88	666.05	0.27	96.20	93.0-94.0	0.00	689.46	0.00	99.58

Zonal Flux Tabulation - (Cont.)

Zone(γ)	Zone Flux (lm)	Sums Flux (lm)	Zone%Lamp	Sums%Lamp	Zone(γ)	Zone Flux (lm)	Sums Flux (lm)	Zone%Lamp	Sums%Lamp
94.0-95.0	0.00	689.46	0.00	99.58	141.0-142.0	0.05	689.60	0.01	99.60
95.0-96.0	0.00	689.46	0.00	99.58	142.0-143.0	0.06	689.66	0.01	99.61
96.0-97.0	0.00	689.46	0.00	99.58	143.0-144.0	0.07	689.72	0.01	99.62
97.0-98.0	0.00	689.46	0.00	99.58	144.0-145.0	0.07	689.80	0.01	99.63
98.0-99.0	0.00	689.46	0.00	99.58	145.0-146.0	0.08	689.88	0.01	99.64
99.0-100.0	0.00	689.46	0.00	99.58	146.0-147.0	0.09	689.97	0.01	99.65
100.0-101.0	0.00	689.46	0.00	99.58	147.0-148.0	0.09	690.06	0.01	99.67
101.0-102.0	0.00	689.46	0.00	99.58	148.0-149.0	0.10	690.16	0.01	99.68
102.0-103.0	0.00	689.46	0.00	99.58	149.0-150.0	0.10	690.26	0.01	99.70
103.0-104.0	0.00	689.46	0.00	99.58	150.0-151.0	0.11	690.37	0.02	99.71
104.0-105.0	0.00	689.46	0.00	99.58	151.0-152.0	0.11	690.47	0.02	99.73
105.0-106.0	0.00	689.46	0.00	99.58	152.0-153.0	0.11	690.58	0.02	99.74
106.0-107.0	0.00	689.46	0.00	99.58	153.0-154.0	0.11	690.69	0.02	99.76
107.0-108.0	0.00	689.46	0.00	99.58	154.0-155.0	0.11	690.80	0.02	99.77
108.0-109.0	0.00	689.46	0.00	99.58	155.0-156.0	0.11	690.91	0.02	99.79
109.0-110.0	0.00	689.46	0.00	99.58	156.0-157.0	0.11	691.01	0.02	99.81
110.0-111.0	0.00	689.46	0.00	99.58	157.0-158.0	0.10	691.12	0.02	99.82
111.0-112.0	0.00	689.46	0.00	99.58	158.0-159.0	0.10	691.22	0.01	99.84
112.0-113.0	0.00	689.46	0.00	99.58	159.0-160.0	0.10	691.32	0.01	99.85
113.0-114.0	0.00	689.46	0.00	99.58	160.0-161.0	0.10	691.42	0.01	99.86
114.0-115.0	0.00	689.46	0.00	99.58	161.0-162.0	0.09	691.51	0.01	99.88
115.0-116.0	0.00	689.46	0.00	99.58	162.0-163.0	0.09	691.60	0.01	99.89
116.0-117.0	0.00	689.46	0.00	99.58	163.0-164.0	0.08	691.68	0.01	99.90
117.0-118.0	0.00	689.46	0.00	99.58	164.0-165.0	0.08	691.76	0.01	99.91
118.0-119.0	0.00	689.46	0.00	99.58	165.0-166.0	0.08	691.84	0.01	99.92
119.0-120.0	0.00	689.46	0.00	99.58	166.0-167.0	0.07	691.91	0.01	99.93
120.0-121.0	0.00	689.46	0.00	99.58	167.0-168.0	0.07	691.98	0.01	99.94
121.0-122.0	0.00	689.46	0.00	99.58	168.0-169.0	0.06	692.04	0.01	99.95
122.0-123.0	0.00	689.46	0.00	99.58	169.0-170.0	0.06	692.09	0.01	99.96
123.0-124.0	0.00	689.46	0.00	99.58	170.0-171.0	0.05	692.14	0.01	99.97
124.0-125.0	0.00	689.46	0.00	99.58	171.0-172.0	0.05	692.19	0.01	99.98
125.0-126.0	0.00	689.46	0.00	99.58	172.0-173.0	0.04	692.23	0.01	99.98
126.0-127.0	0.00	689.46	0.00	99.58	173.0-174.0	0.03	692.26	0.00	99.99
127.0-128.0	0.00	689.46	0.00	99.58	174.0-175.0	0.03	692.29	0.00	99.99
128.0-129.0	0.00	689.46	0.00	99.58	175.0-176.0	0.02	692.31	0.00	99.99
129.0-130.0	0.00	689.46	0.00	99.58	176.0-177.0	0.02	692.33	0.00	100.00
130.0-131.0	0.00	689.46	0.00	99.58	177.0-178.0	0.01	692.35	0.00	100.00
131.0-132.0	0.00	689.46	0.00	99.58	178.0-179.0	0.01	692.35	0.00	100.00
132.0-133.0	0.00	689.46	0.00	99.58	179.0-180.0	0.00	692.36	0.00	100.00
133.0-134.0	0.00	689.46	0.00	99.58					
134.0-135.0	0.00	689.46	0.00	99.58					
135.0-136.0	0.00	689.46	0.00	99.58					
136.0-137.0	0.00	689.46	0.00	99.58					
137.0-138.0	0.01	689.47	0.00	99.58					
138.0-139.0	0.02	689.49	0.00	99.59					
139.0-140.0	0.03	689.52	0.00	99.59					
140.0-141.0	0.04	689.55	0.01	99.59					

Rectangle ISO Lighting Intensity Diagram

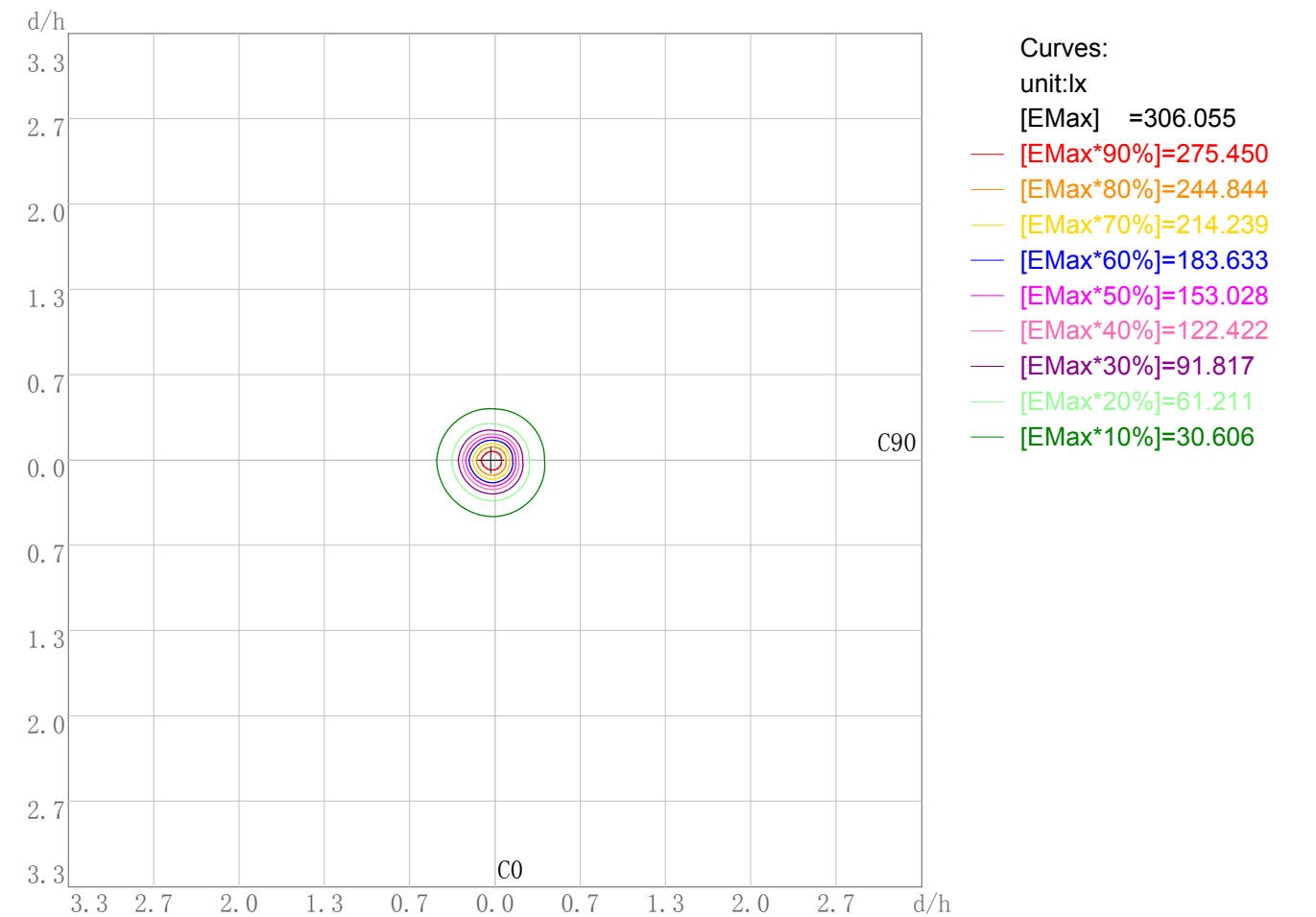
Lum. Name: TR09-09-XX-04 2700K RA90 24D	Lum. Catalog:	Test ID: 01
Lamp Name:	Lamp Catalog: LED	Test Lab: Quality Department
Manufacture: Shenzhen Norming Lighting Co., Ltd	Test Machine:GON-2000	Test Date: 2021/11/16



Plane ISO-Illuminance Diagram

Lum. Name: TR09-09-XX-04 2700K RA90 24D	Lum. Catalog:	Test ID: 01
Lamp Name:	Lamp Catalog: LED	Test Lab: Quality Department
Manufacture: Shenzhen Norming Lighting Co., Ltd	Test Machine:GON-2000	Test Date: 2021/11/16

Plane ISO-Illuminance Curve



Working Plane Luminaire Mounting Height(m): 3.00
Working Plane Maximum Illuminance(lx): 306.06
Working Plane Maximum Illuminance Position(d/h):H-0.0 V-0.0

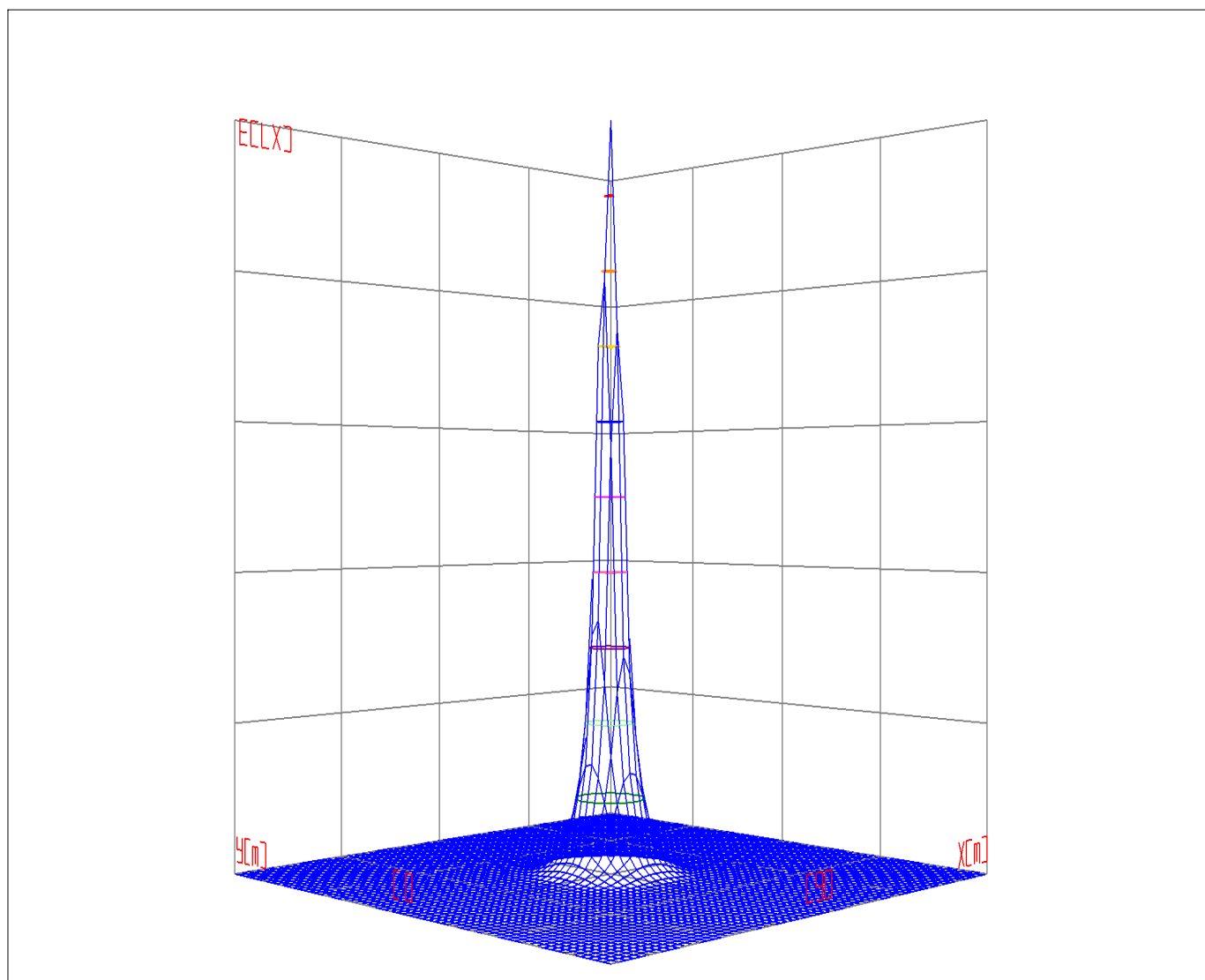
IES Indoor Report

Photometric Filename:TR09-09-XX-04 2700K RA90 24D.IES

3D Plane ISO Illuminance Diagram

Lum. Name: TR09-09-XX-04 2700K RA90 24D	Lum. Catalog:	Test ID: 01
Lamp Name:	Lamp Catalog: LED	Test Lab: Quality Department
Manufacture: Shenzhen Norming Lighting Co., Ltd	Test Machine:GON-2000	Test Date: 2021/11/16

3D Plane Illuminance Modal

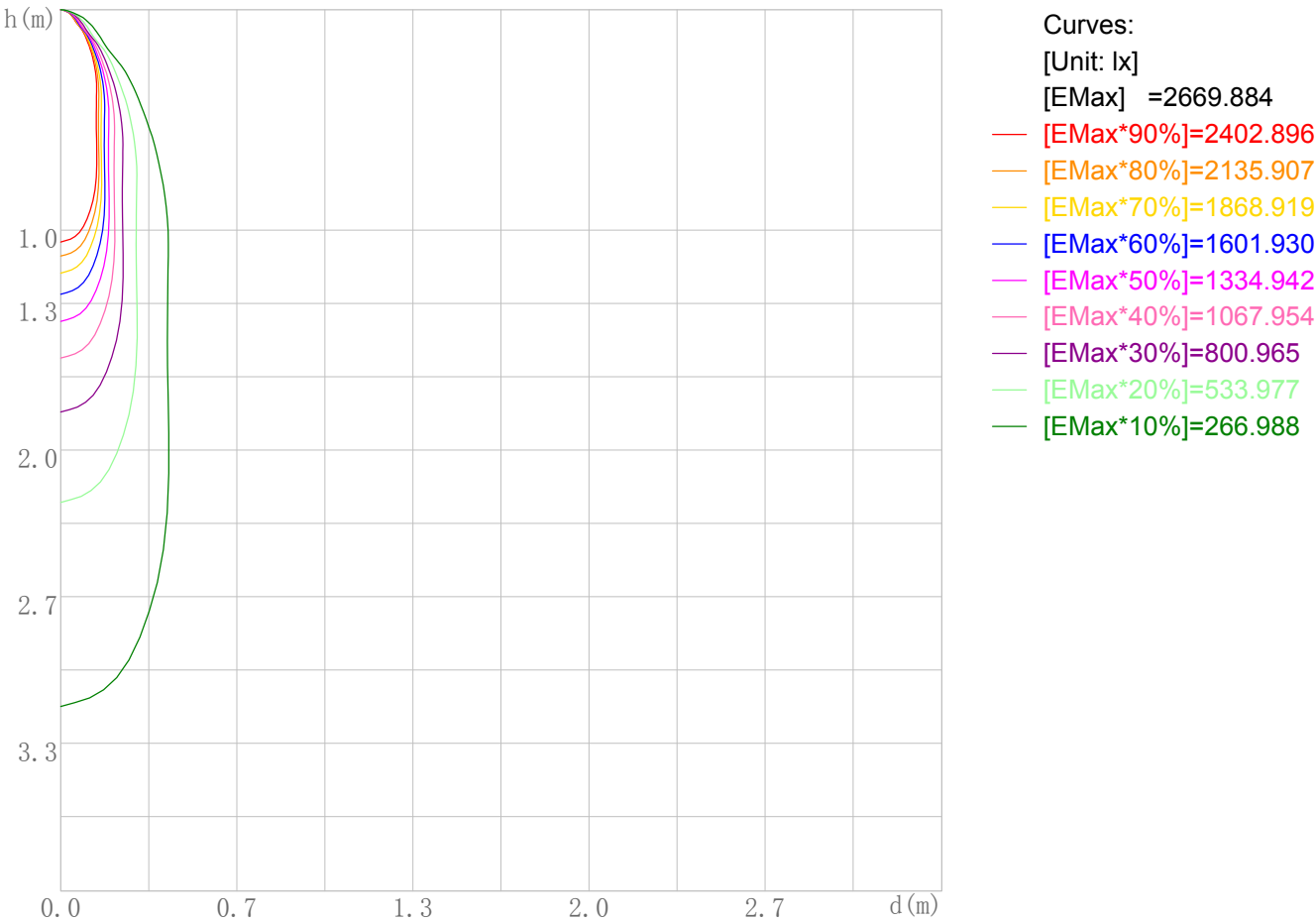


Curves: 3D Model — 90% — 80% — 70% — 60% — 50% — 40% — 30% — 20% — 10% —
View Angles(deg): 0 Height(m): 3.0 Distance(m): 10.0

Space ISO Illuminance Diagram

Lum. Name: TR09-09-XX-04 2700K RA90 24D	Lum. Catelog:	Test ID: 01
Lamp Name:	Lamp Catelog: LED	Test Lab: Quality Deparment
Manufacture: Shenzhen Norming Lighting Co., Ltd	Test Machine:GON-2000	Test Date: 2021/11/16

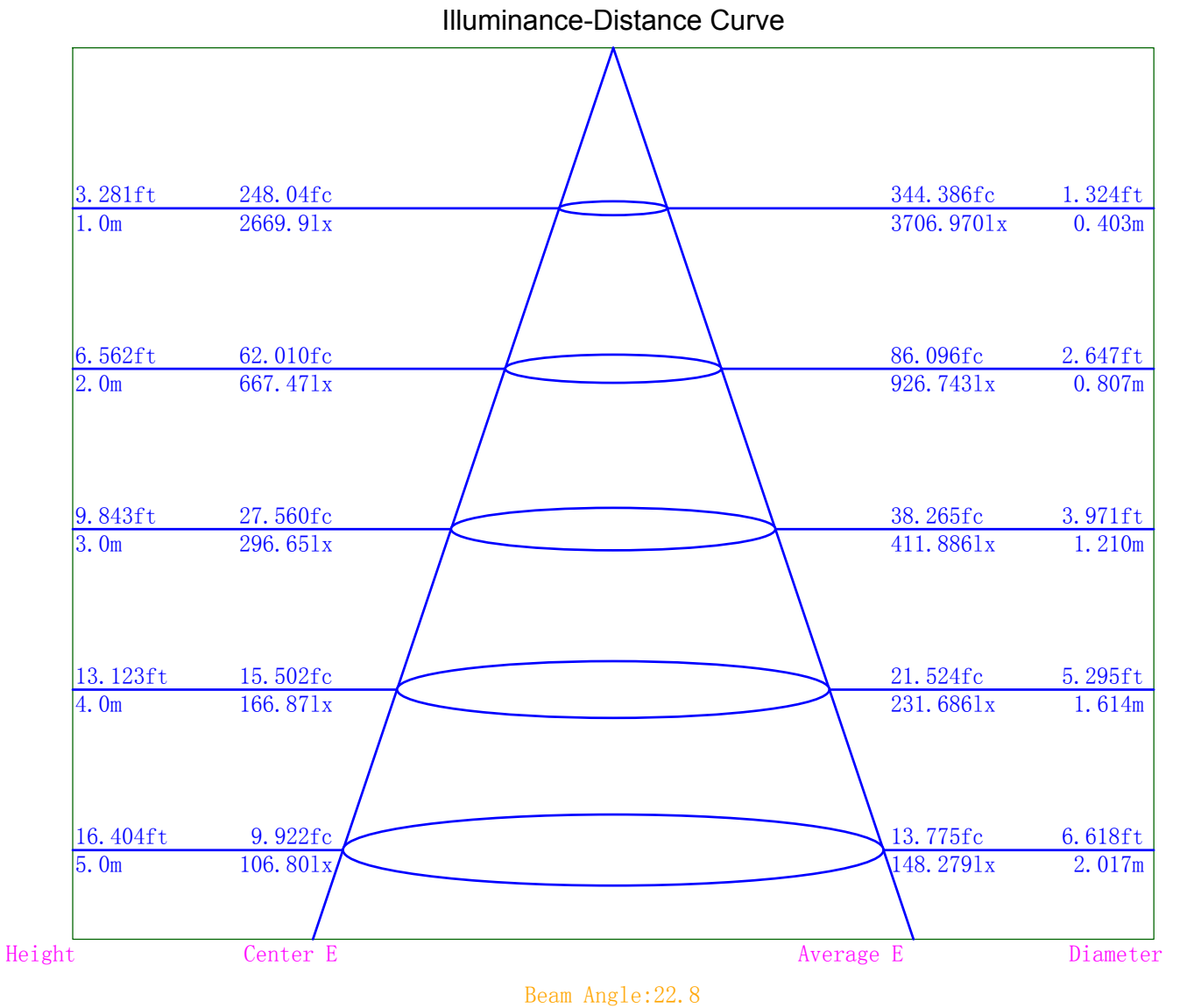
Space ISO Illuminance Curve



Space Plane Maximum Illuminance and @Angle:2669.88lx,0.0deg
Plane Maximum Lighting Intensity and @Angle:2669.884cd,0deg

Illuminance-Distance Diagram

Lum. Name: TR09-09-XX-04 2700K RA90 24D	Lum. Catelog:	Test ID: 01
Lamp Name:	Lamp Catelog: LED	Test Lab: Quality Deparment
Manufacture: Shenzhen Norming Lighting Co., Ltd	Test Machine:GON-2000	Test Date: 2021/11/16



Indoor Luminance Limiting Curves

Lum. Name: TR09-09-XX-04 2700K RA90 24D	Lum. Catalog:	Test ID: 01
Lamp Name:	Lamp Catalog: LED	Test Lab: Quality Department
Manufacture: Shenzhen Norming Lighting Co., Ltd	Test Machine:GON-2000	Test Date: 2021/11/16

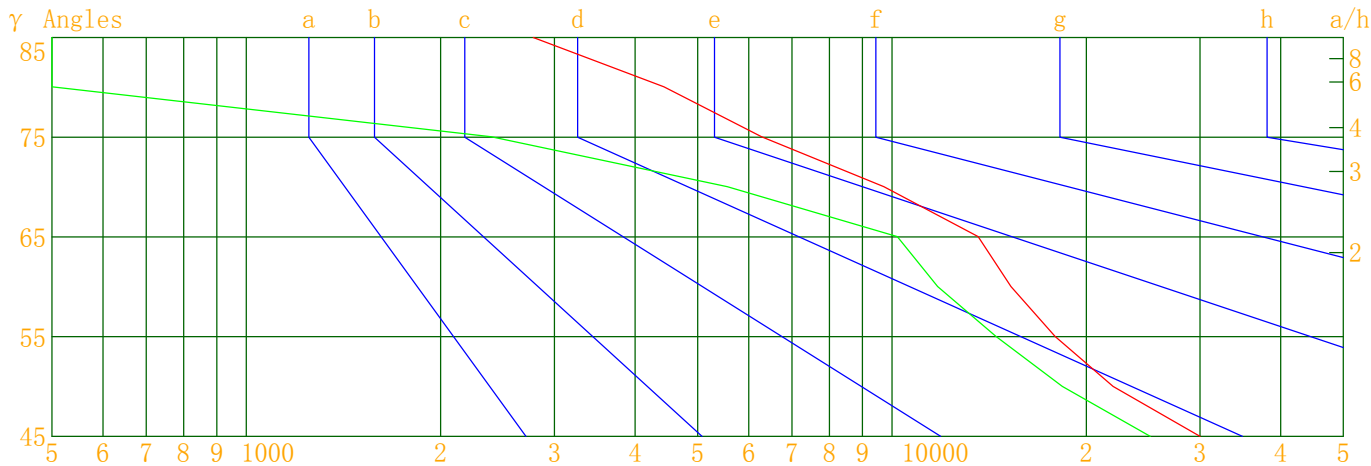
Glare Grade Table

GI	Quality	Using Illuminance							
1.15	A	2000	1000	500	<=300				
1.5	B		2000	1000	500	<=300			
1.85	C			2000	1000	500	<=300		
2.2	D				2000	1000	500	<=300	
2.55	E	a				2000	1000	500	<=300
			b	c	d	e	f	g	h

Luminance Table

Gama(deg)	45	50	55	60	65	70	75	80	85
C0	29996	22000	17898	15286	13595	9714	6282	4433	2782
C90	25122	18357	14492	11770	10190	5558	2395	0	0

Luminance Limiting Curve



Luminous Size:

Length(m)=-0.038

Width(m)=-0.038

Height(m)=0.000

Area(m^2)=0.001134

Luminous Type:

Without Luminous Side

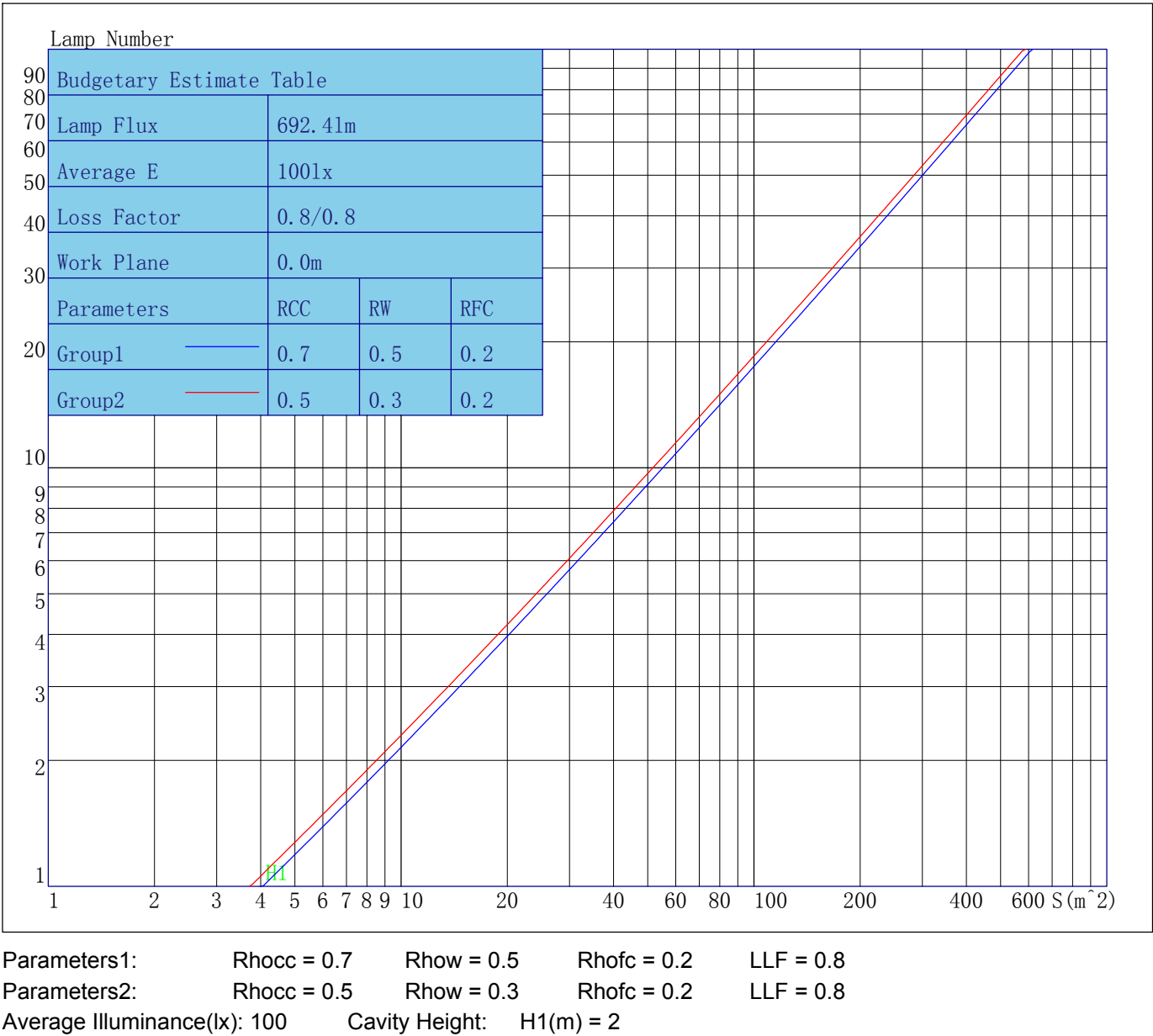
Luminous Curves:

C0-C180 Color: —

C90-C270 Color: —

Indoor Budgetary Estimate Table

Lum. Name: TR09-09-XX-04 2700K RA90 24D	Lum. Catalog:	Test ID: 01
Lamp Name:	Lamp Catalog: LED	Test Lab: Quality Department
Manufacture: Shenzhen Norming Lighting Co., Ltd	Test Machine:GON-2000	Test Date: 2021/11/16



Indoor Coefficient of Utilization Table

Lum. Name: TR09-09-XX-04 2700K RA90 24D	Lum. Catelog:	Test ID: 01
Lamp Name:	Lamp Catelog: LED	Test Lab: Quality Deparment
Manufacture: Shenzhen Norming Lighting Co., Ltd	Test Machine:GON-2000	Test Date: 2021/11/16

Coefficients of Utilization - Zonal Cavity Method																		
Coef.	Effective Floor Cavity Reflectance RFC=0.20																	
RhoCC (%)	80				70				50			30			10			0
RhoW (%)	70	50	30	10	70	50	30	10	50	30	10	50	30	10	50	30	10	0
RCR	Coefficient of Utilization(%)																	
0	119	119	119	119	116	116	116	116	111	111	111	106	106	106	102	102	102	100
1	114	112	110	108	112	110	108	106	106	104	103	102	101	99	98	97	97	95
2	110	105	102	99	107	104	101	98	100	98	96	97	95	94	95	93	92	90
3	105	100	96	92	103	98	95	91	96	93	90	93	91	89	91	89	87	86
4	101	95	90	87	99	94	89	86	92	88	85	90	87	84	88	85	83	82
5	97	90	86	82	96	90	85	82	88	84	81	86	83	80	85	82	79	78
6	94	86	82	78	92	86	81	78	84	80	77	83	79	77	82	79	76	75
7	91	83	78	75	89	82	78	74	81	77	74	80	76	74	79	76	73	72
8	87	80	75	72	86	79	75	71	78	74	71	77	73	71	76	73	70	69
9	85	77	72	69	84	76	72	69	75	71	68	75	71	68	74	70	68	67
10	82	74	69	66	81	74	69	66	73	69	66	72	68	66	72	68	66	65

Unified Glare Rating Table

Lum. Name: TR09-09-XX-04 2700K RA90 24D	Lum. Catelog:	Test ID: 01
Lamp Name:	Lamp Catalog: LED	Test Lab: Quality Deparment
Manufacture: Shenzhen Norming Lighting Co., Ltd	Test Machine:GON-2000	Test Date: 2021/11/16

Unified Glare Rating Table

Ceiling RCC	0.70	0.70	0.50	0.50	0.30	0.70	0.70	0.50	0.50	0.30
Wall RW	0.50	0.30	0.50	0.30	0.30	0.50	0.30	0.50	0.30	0.30
Floor RFC	0.20	0.20	0.20	0.20	0.20	0.20	0.20	0.20	0.20	0.20
Room Size	Vewed crosswise					Vewed endwise				
X=2H Y=2H Y=3H Y=4H Y=6H Y=8H Y=12H	18.5	19.5	18.9	19.9	20.2	17.8	18.8	18.2	19.1	19.5
	18.7	19.6	19.1	20.0	20.3	17.8	18.7	18.2	19.1	19.4
	18.7	19.5	19.1	19.9	20.3	17.8	18.6	18.2	18.9	19.3
	18.6	19.4	19.1	19.8	20.2	17.7	18.4	18.1	18.8	19.2
	18.6	19.3	19.0	19.7	20.1	17.6	18.3	18.0	18.7	19.1
	18.6	19.2	19.0	19.6	20.1	17.5	18.2	18.0	18.6	19.0
X=4H Y=2H Y=3H Y=4H Y=6H Y=8H Y=12H	18.5	19.3	18.9	19.7	20.1	17.7	18.6	18.2	18.9	19.3
	18.8	19.4	19.2	19.9	20.3	17.8	18.5	18.2	18.9	19.3
	18.8	19.4	19.2	19.8	20.3	17.7	18.3	18.2	18.8	19.2
	18.7	19.2	19.2	19.7	20.2	17.6	18.2	18.1	18.6	19.1
	18.7	19.2	19.2	19.6	20.1	17.6	18.0	18.0	18.5	19.0
	18.6	19.0	19.1	19.5	20.0	17.5	17.9	18.0	18.4	18.9
X=8H Y=4H Y=6H Y=8H Y=12H	18.6	19.1	19.1	19.6	20.1	17.6	18.1	18.1	18.5	19.0
	18.6	19.0	19.1	19.5	20.1	17.5	17.9	18.0	18.4	18.9
	18.6	18.9	19.1	19.5	20.0	17.4	17.8	17.9	18.3	18.8
	18.5	18.9	19.1	19.4	20.0	17.4	17.7	17.9	18.2	18.8
X=12H Y=4H Y=6H Y=8H	18.6	19.0	19.1	19.5	20.0	17.5	18.0	18.0	18.5	18.9
	18.6	18.9	19.1	19.4	20.0	17.4	17.8	18.0	18.3	18.8
	18.5	18.9	19.1	19.4	20.0	17.4	17.7	17.9	18.2	18.8
Variations with the objerver position at spacings										
S=1.0H	0.7/-0.7					1.9/-2.7				
S=1.5H	1.5/-1.7					2.9/-4.5				
S=2.0H	2.6/-3.3					4.0/-7.0				
Reduced UGR Table:										
Nordic Standard Table:	BK0					BK0				
Correction Value	0.6					0.3				

o the CIE Pub.117, data has been corrected, refers to the lamp's lumens 8.2flm.

IES Indoor Report

Photometric Filename:TR09-09-XX-04 2700K RA90 24D.IES

Candela Tabulation

V/H	C0.0	C90.0	C180.0	C270.0
γ 0.0	2669.88	2669.88	2669.88	2669.88
γ 1.0	2641.28	2630.43	2652.45	2743.75
γ 2.0	2609.24	2555.88	2630.82	2759.54
γ 3.0	2554.02	2464.25	2585.85	2741.45
γ 4.0	2471.26	2345.25	2519.89	2693.21
γ 5.0	2352.35	2198.18	2432.73	2632.19
γ 6.0	2200.65	2025.68	2326.42	2554.35
γ 7.0	2033.60	1844.07	2202.66	2455.46
γ 8.0	1857.33	1648.63	2053.51	2334.83
γ 9.0	1663.56	1443.28	1891.19	2197.41
γ 10.0	1457.73	1237.50	1715.56	2034.77
γ 11.0	1249.64	1051.49	1529.18	1856.45
γ 12.0	1054.46	896.12	1340.97	1670.29
γ 13.0	892.64	772.94	1162.19	1476.09
γ 14.0	767.27	676.75	1001.48	1284.11
γ 15.0	671.40	601.55	869.45	1101.21
γ 16.0	595.92	540.48	762.15	938.18
γ 17.0	533.78	489.20	676.81	808.60
γ 18.0	481.99	445.47	608.35	708.05
γ 19.0	439.14	407.85	550.43	627.61
γ 20.0	402.09	373.60	499.77	562.28
γ 21.0	369.13	341.90	456.17	507.98
γ 22.0	338.54	313.36	417.42	460.08
γ 23.0	308.84	286.87	382.98	419.56
γ 24.0	281.19	262.80	351.27	384.21
γ 25.0	255.82	239.89	321.18	350.90
γ 26.0	232.32	217.71	293.95	320.41
γ 27.0	209.50	197.82	269.19	291.62
γ 28.0	189.63	179.99	246.16	265.63
γ 29.0	172.03	163.63	223.95	241.16
γ 30.0	155.90	146.74	203.99	219.47
γ 31.0	141.01	130.09	185.65	198.78
γ 32.0	124.92	116.96	168.32	180.26
γ 33.0	112.12	105.55	152.32	163.33
γ 34.0	100.99	95.82	136.05	147.90
γ 35.0	91.18	86.76	122.36	133.02
γ 36.0	82.53	78.53	110.70	119.35
γ 37.0	74.71	70.89	100.41	107.58
γ 38.0	67.49	63.87	91.12	97.50
γ 39.0	60.87	57.28	82.79	88.43
γ 40.0	54.70	51.06	74.94	80.16
γ 41.0	49.01	42.99	67.61	72.63
γ 42.0	42.69	33.52	60.70	65.76
γ 43.0	34.31	26.77	54.06	59.34
γ 44.0	27.81	22.83	44.98	53.30
γ 45.0	24.06	20.15	34.14	46.59
γ 46.0	21.58	18.19	26.10	36.81

Candela Tabulation - (Cont.)

V/H	C0.0	C90.0	C180.0	C270.0
γ 47.0	19.70	16.63	21.15	28.85
γ 48.0	18.27	15.36	18.10	24.00
γ 49.0	17.08	14.32	16.15	20.99
γ 50.0	16.04	13.38	14.87	18.92
γ 51.0	15.09	12.48	13.91	17.40
γ 52.0	14.18	11.42	13.12	16.15
γ 53.0	13.29	10.61	12.40	15.16
γ 54.0	12.33	9.94	11.68	14.28
γ 55.0	11.64	9.43	10.73	13.47
γ 56.0	11.07	8.96	10.10	12.62
γ 57.0	10.52	8.42	9.60	11.81
γ 58.0	9.96	7.81	9.17	11.19
γ 59.0	9.33	7.18	8.80	10.71
γ 60.0	8.67	6.67	8.35	10.28
γ 61.0	8.06	6.28	7.82	9.81
γ 62.0	7.60	5.94	7.25	9.27
γ 63.0	7.21	5.61	6.74	8.67
γ 64.0	6.88	5.29	6.39	8.15
γ 65.0	6.52	4.88	6.06	7.71
γ 66.0	6.13	4.37	5.77	7.34
γ 67.0	5.67	3.70	5.43	7.03
γ 68.0	5.03	3.09	5.04	6.69
γ 69.0	4.32	2.59	4.49	6.30
γ 70.0	3.77	2.16	3.79	5.81
γ 71.0	3.28	1.76	3.23	5.11
γ 72.0	2.85	1.43	2.75	4.40
γ 73.0	2.46	1.14	2.32	3.85
γ 74.0	2.13	0.90	1.95	3.37
γ 75.0	1.84	0.70	1.64	2.95
γ 76.0	1.61	0.52	1.37	2.57
γ 77.0	1.39	0.36	1.15	2.25
γ 78.0	1.20	0.22	0.94	1.98
γ 79.0	1.04	0.09	0.77	1.75
γ 80.0	0.87	0.00	0.60	1.52
γ 81.0	0.74	0.00	0.44	1.33
γ 82.0	0.61	0.00	0.31	1.16
γ 83.0	0.49	0.00	0.19	1.00
γ 84.0	0.38	0.00	0.07	0.85
γ 85.0	0.28	0.00	0.00	0.71
γ 86.0	0.19	0.00	0.00	0.58
γ 87.0	0.09	0.00	0.00	0.46
γ 88.0	0.02	0.00	0.00	0.34
γ 89.0	0.00	0.00	0.00	0.24
γ 90.0	0.00	0.00	0.00	0.14
γ 91.0	0.00	0.00	0.00	0.04
γ 92.0	0.00	0.00	0.00	0.00
γ 93.0	0.00	0.00	0.00	0.00

Candela Tabulation - (Cont.)

V/H	C0.0	C90.0	C180.0	C270.0
γ 94.0	0.00	0.00	0.00	0.00
γ 95.0	0.00	0.00	0.00	0.00
γ 96.0	0.00	0.00	0.00	0.00
γ 97.0	0.00	0.00	0.00	0.00
γ 98.0	0.00	0.00	0.00	0.00
γ 99.0	0.00	0.00	0.00	0.00
γ 100.0	0.00	0.00	0.00	0.00
γ 101.0	0.00	0.00	0.00	0.00
γ 102.0	0.00	0.00	0.00	0.00
γ 103.0	0.00	0.00	0.00	0.00
γ 104.0	0.00	0.00	0.00	0.00
γ 105.0	0.00	0.00	0.00	0.00
γ 106.0	0.00	0.00	0.00	0.00
γ 107.0	0.00	0.00	0.00	0.00
γ 108.0	0.00	0.00	0.00	0.00
γ 109.0	0.00	0.00	0.00	0.00
γ 110.0	0.00	0.00	0.00	0.00
γ 111.0	0.00	0.00	0.00	0.00
γ 112.0	0.00	0.00	0.00	0.00
γ 113.0	0.00	0.00	0.00	0.00
γ 114.0	0.00	0.00	0.00	0.00
γ 115.0	0.00	0.00	0.00	0.00
γ 116.0	0.00	0.00	0.00	0.00
γ 117.0	0.00	0.00	0.00	0.00
γ 118.0	0.00	0.00	0.00	0.00
γ 119.0	0.00	0.00	0.00	0.00
γ 120.0	0.00	0.00	0.00	0.00
γ 121.0	0.00	0.00	0.00	0.00
γ 122.0	0.00	0.00	0.00	0.00
γ 123.0	0.00	0.00	0.00	0.00
γ 124.0	0.00	0.00	0.00	0.00
γ 125.0	0.00	0.00	0.00	0.00
γ 126.0	0.00	0.00	0.00	0.00
γ 127.0	0.00	0.00	0.00	0.00
γ 128.0	0.00	0.00	0.00	0.00
γ 129.0	0.00	0.00	0.00	0.00
γ 130.0	0.00	0.00	0.00	0.00
γ 131.0	0.00	0.00	0.00	0.00
γ 132.0	0.00	0.00	0.00	0.00
γ 133.0	0.00	0.00	0.00	0.00
γ 134.0	0.00	0.00	0.00	0.00
γ 135.0	0.00	0.00	0.00	0.00
γ 136.0	0.00	0.00	0.00	0.00
γ 137.0	0.08	0.07	0.07	0.00
γ 138.0	0.21	0.21	0.21	0.05
γ 139.0	0.35	0.37	0.36	0.19
γ 140.0	0.50	0.52	0.52	0.33

Candela Tabulation - (Cont.)

V/H	C0.0	C90.0	C180.0	C270.0
γ 141.0	0.65	0.67	0.68	0.48
γ 142.0	0.81	0.84	0.84	0.63
γ 143.0	0.97	0.99	1.00	0.78
γ 144.0	1.12	1.13	1.15	0.94
γ 145.0	1.27	1.28	1.30	1.09
γ 146.0	1.42	1.41	1.45	1.24
γ 147.0	1.56	1.54	1.59	1.39
γ 148.0	1.69	1.66	1.74	1.53
γ 149.0	1.82	1.77	1.87	1.67
γ 150.0	1.94	1.88	1.99	1.80
γ 151.0	2.05	1.96	2.10	1.90
γ 152.0	2.15	2.04	2.20	2.01
γ 153.0	2.23	2.11	2.29	2.12
γ 154.0	2.31	2.18	2.37	2.20
γ 155.0	2.39	2.24	2.44	2.28
γ 156.0	2.45	2.29	2.50	2.34
γ 157.0	2.52	2.34	2.56	2.41
γ 158.0	2.56	2.38	2.61	2.46
γ 159.0	2.61	2.42	2.67	2.52
γ 160.0	2.66	2.48	2.70	2.56
γ 161.0	2.69	2.50	2.75	2.61
γ 162.0	2.73	2.54	2.78	2.66
γ 163.0	2.77	2.57	2.80	2.70
γ 164.0	2.78	2.60	2.84	2.73
γ 165.0	2.80	2.62	2.86	2.77
γ 166.0	2.83	2.63	2.88	2.79
γ 167.0	2.82	2.64	2.90	2.82
γ 168.0	2.83	2.65	2.89	2.84
γ 169.0	2.82	2.65	2.89	2.86
γ 170.0	2.81	2.64	2.87	2.86
γ 171.0	2.79	2.63	2.85	2.87
γ 172.0	2.77	2.62	2.82	2.86
γ 173.0	2.75	2.62	2.81	2.86
γ 174.0	2.74	2.63	2.77	2.84
γ 175.0	2.71	2.64	2.74	2.83
γ 176.0	2.71	2.65	2.72	2.82
γ 177.0	2.72	2.67	2.71	2.82
γ 178.0	2.72	2.70	2.70	2.81
γ 179.0	2.72	2.73	2.71	2.82
γ 180.0	2.74	2.74	2.74	2.74